



Interactive Collection.

PRODUCT CATALOG 2020

OUTFORM[™]

©2020 OUTFORM[™] All RIGHTS RESERVED.

GESTURE EXPERIENCE



AN INTERACTIVE HANDS-FREE EXPERIENCE

By simply waving their hand, shoppers can control the entire display experience. By re-thinking how a shopper can interact with products, we have created a touch free option that integrates hand gestures as a new command language. To draw users in, the experience features a responsive illumination tool that gets brighter as users approach the gesture sensor. Users can lower their hand over the sensor to activate, left to right to raise or lower volume, or front to back to change tracks. Catering to the modern day shopper, this experience eliminates concern about touching public surfaces, while still providing an interactive retail experience.





GESTURE EXPERIENCE

HANDS- FREE TECHNOLOGY

The Gesture Experience gives shoppers the opportunity to learn about products without the need to touch the display surface.



SAFE RETAIL

To adapt to an evolving retail landscape, users can avoid touching public surfaces by simply waving their hand to trigger any interaction.



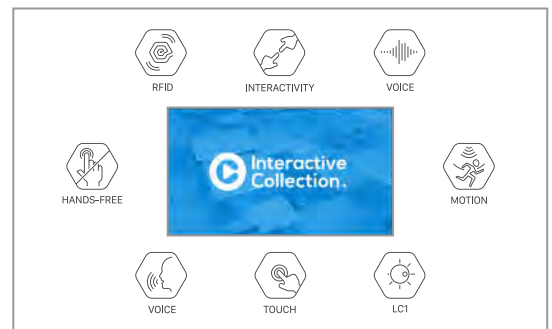
CUSTOMIZABILITY

Gestures can be customized and modified during the display development.



MODULAR

The Interactive Collection is comprised of a variety of Outform Standard Modules (OSM) which communicate by way of ODC protocol. ODC protocol enables a dynamic eco-system by which multiple OSMs can interact and trigger relevant experiences.



INTERACTIVITY

By combining this experience with different sensors and triggers, this experience can support a combination of user interactions such as touch, voice, motion, and many more.



WOW EFFECT

Surprise shoppers by detecting their movements.



HANDS-FREE

The Gesture Experience gives shoppers the opportunity to learn about products without touching display surfaces.

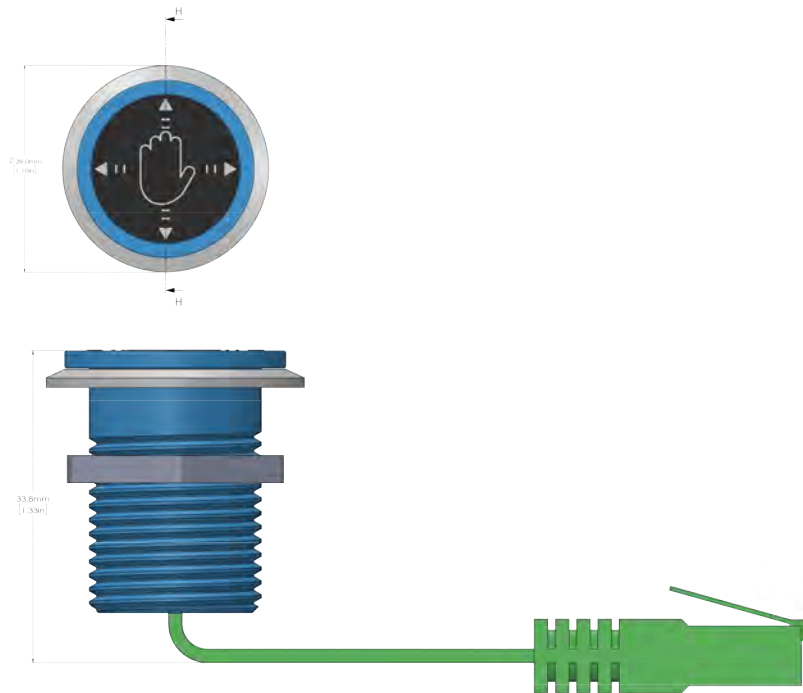


OIE

Outform Interactive Editor gives you the tools to create your own experiences with ease using Control Center configuration



PRODUCT SIZE



DETECTION RANGE	5-20CM
NUMBER OF RECOGNIZABLE GESTURES	5
VISUAL FEEDBACK	WHITE LED LIGHT
INTERFACE	RJ25 CABLE
OPERATING TEMPERATURE	-20-70C
OPERATING VOLTAGE	12V
POWER CONSUMPTION	2.81MA
CABLE LENGTH	0.7 METER
CERTIFICATIONS	CE, FCC, ROHS



FAQ

HOW MANY GESTURES CAN THE GESTURE EXPERIENCE SUPPORT?

The Gesture sensor can support up to 5 different gestures: Left/Right, Back/Forth, Down

WHAT IS THE DETECTION RANGE OF THE GESTURE SENSOR?

The detection range is 20cm – 80cm.

HOW MANY GESTURE SENSORS CAN 1 SYSTEM SUPPORT?

As many as needed. The Interactive Collection is designed to add any number of sensors and triggers to any experience.

CAN THE GESTURE EXPERIENCE HELP TO SAVE ENERGY?

Yes, we can program the Gesture Experience to switch on and off any screen or adjust to a product that does not need to work when there is no interactivity.

CAN THE GESTURE SENSOR REPLACE AN EXISTING PHYSICAL BUTTON ON AN EXISTING SYSTEM?

Yes, since the system is modular and updatable, gesture sensors can replace existing triggers, or be added to an existing system.

CAN THE MOTION SENSOR AND THE GESTURE SENSOR WORK TOGETHER ON THE SAME SYSTEM?

Yes, add as many sensors as you need to one system.



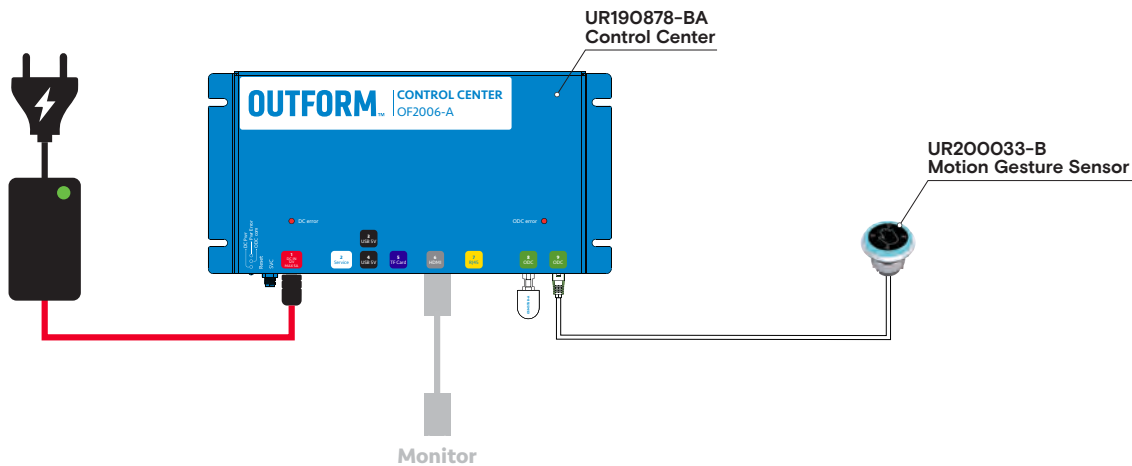
GESTURE EXPERIENCE EXPERIENCE KITS

GESTURE SENSOR

UIC1001-01

Use the gesture sensor to create a hands-free experience that can capture and interpret up to 5 custom hand gestures.

[Click here](#) to watch the OIE build tutorial.

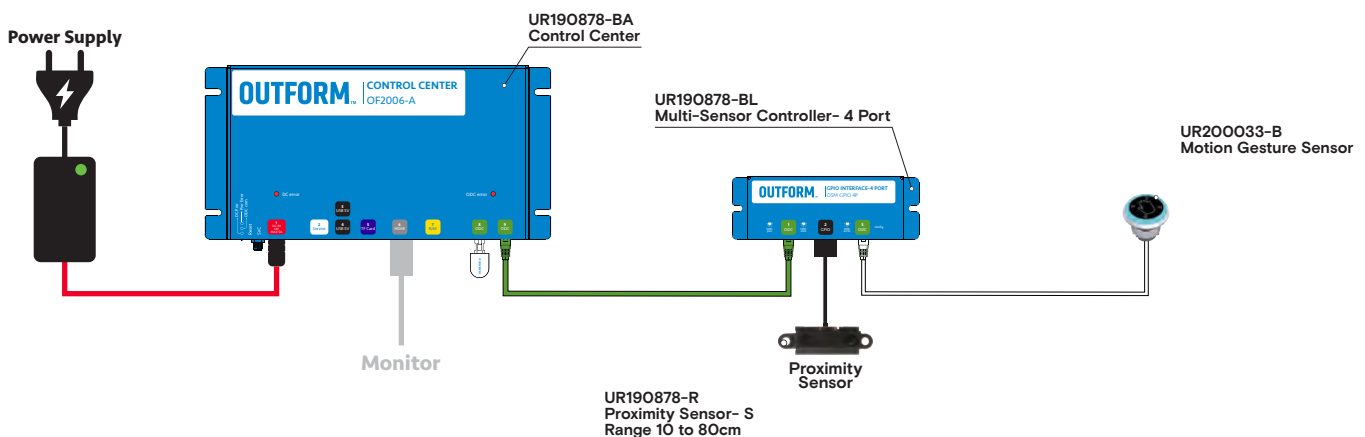


GESTURE SENSOR + MOTION SENSOR

UIC1002-01

Use the gesture sensor to create a hands-free experience that can capture and interpret up to 5 custom hand gestures. Add the motion sensor to create custom triggers as users approach the display.

[Click here](#) to watch the OIE build tutorial.



■ AC CABLE	■ USB CABLE
■ 12V DC CABLE	■ HDMI CABLE
■ ODC RJ25 CABLE	■ GPIO CABLE
■ AUDIO CABLE	■ RFID CABLE




MULTIPLE GESTURE SENSORS

UIC1003-01

Add multiple gesture sensors to your experience to control various devices within the display.

[Click here](#) to watch the OIE build tutorial.



- | | |
|-----------------|------------|
| AC CABLE | USB CABLE |
| 12V DC CABLE | HDMI CABLE |
| ODC R/J25 CABLE | GPIO CABLE |
| AUDIO CABLE | RFID CABLE |